


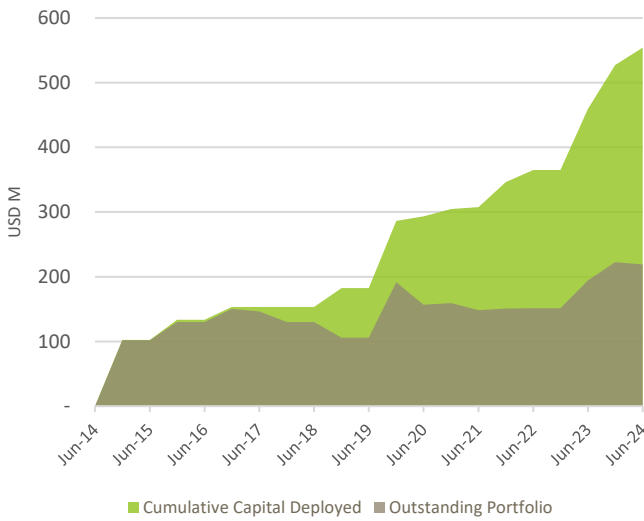
### Fund Update

In Q3, the Fund disbursed a total of USD 14.6 million, primarily across trade finance facilities, which support short-term financing for commodity purchases, trade flows, and inventory management. These disbursements were made in Mozambique, Zambia, and Tanzania, addressing working capital, expansion, and operational financing needs.

### Key Portfolio Figures

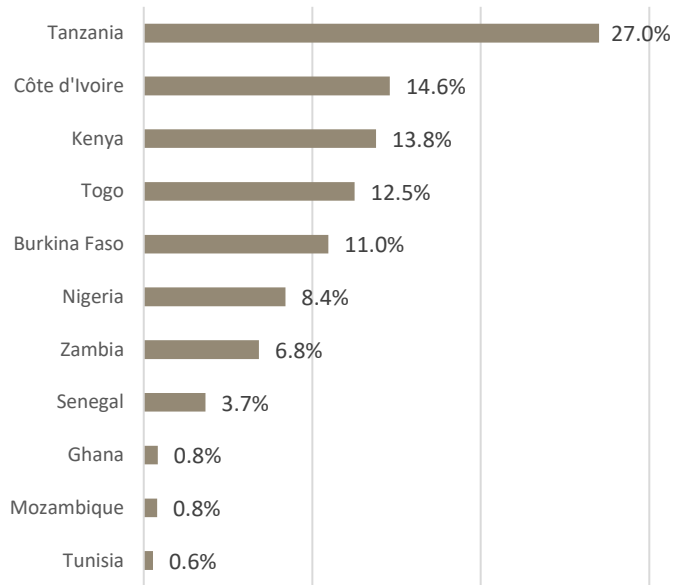


### Portfolio Growth



Difference between the two areas comprises principal repaid, and principal written off

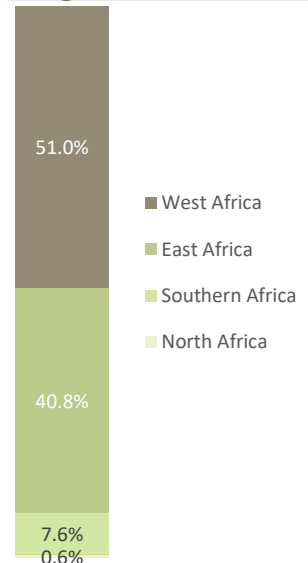
### Country Distribution (% of current deployed capital)



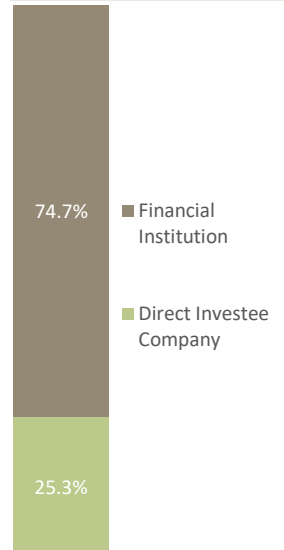
### Top 10 Currency Exposures

#	Currency	Percentage (%)	Value (USD M eq. )
1	USD	58%	85.6
2	EUR	42%	61.9
3	TND	1%	0.8
4			
5			
6			
7			
8			
9			
10			

### Regional Distribution

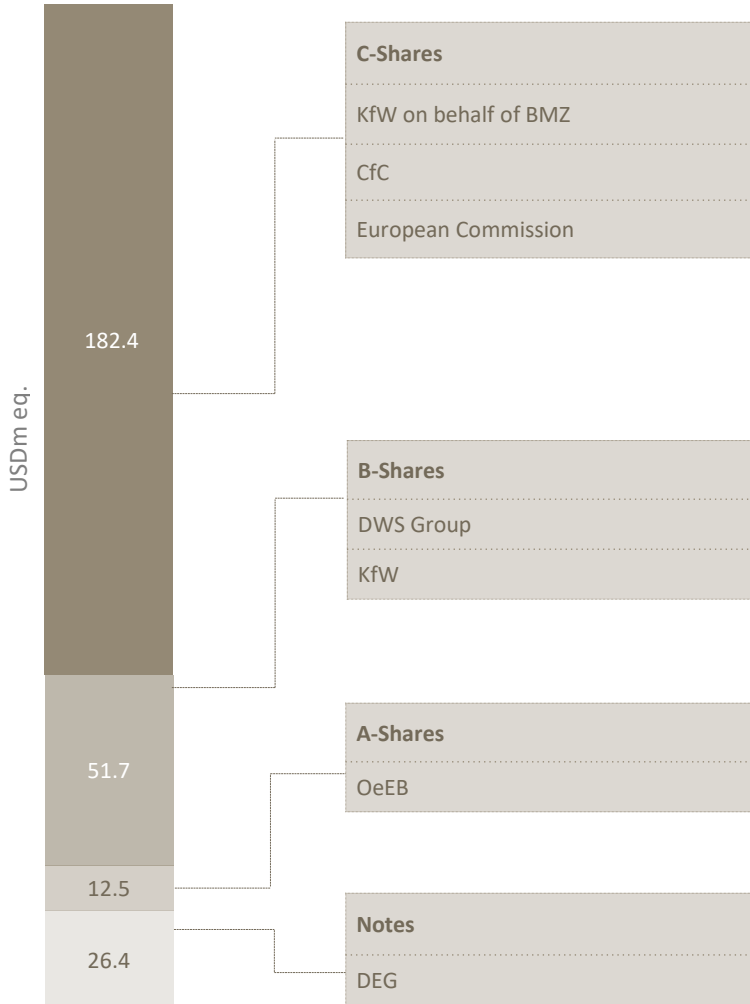


### PI Distribution



**Disclaimer:** The information contained in this fact sheet is for general information purposes only. The information is provided by Cygnum Capital Group Ltd, and whilst we endeavor to keep the information up to date and correct, we make no representations or warranties of any kind, express or implied, about the completeness, accuracy, reliability, suitability or availability with respect to the factsheet or the information or related graphics contained in the factsheet for any purpose. Any reliance you place on such information is therefore strictly at your own risk. In no event will we be liable for any loss or damage including without limitation, indirect or consequential loss or damage, or any loss or damage whatsoever arising from loss of data or profits arising out of, or in connection with, the use of this fact sheet

### Funding Structure



### SDG Contribution (Impact Summary 2023/24)\*

The Fund's investments are actively supporting the achievement of some of the UN's Sustainable Development Goals (SDGs).



- USD **569.07 m** invested and more than **18** countries impacted since Fund inception.



- > **717,000 MT** of food and food-related products produced and delivered by AATIF direct investees alone (including maize, wheat, soya, rice, cotton, sunflower seeds, for human and animal consumption).



- The workforce of AATIF PIs is composed of **40%** women.

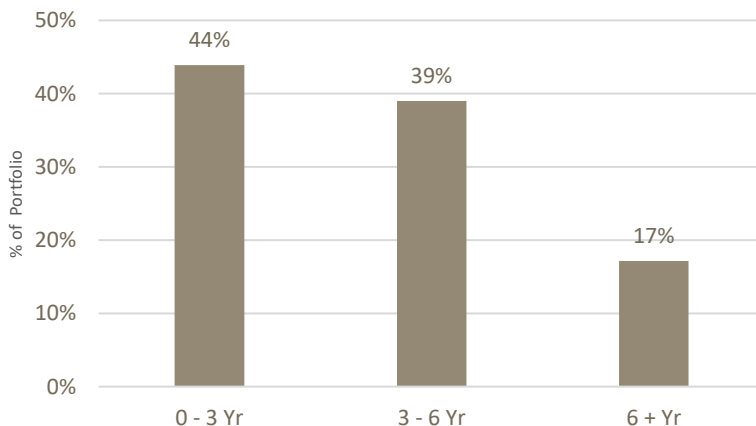


- AATIF PIs employ slightly more than **32,000** people. **100%** of AATIF PIs have or are developing occupational safety and health policies.



- > **USD 60 m** invested since inception using innovative structures such as revenue-based interest rates, collateral managed and risk sharing structures to promote the local food and Agri industries at different stages.

### Maturity Profile of Outstanding Portfolio



\*Numbers are updated annually at the end of the Financial Year.

### Management Information